



# Skit Book UNTRANSLATED

Wild Animals and the Plan

PROMISE VBS

Consultants:  
*David Hall, Judy Hall*

Contributing Author:  
*Cassandra Martin*

Published by  
**21st Century Christian, Inc.**  
Nashville, TN 37215

© 2025 by 21st Century Christian, Inc.

**PROMISE  
VBS**

From  
21st Century Christian, Inc.

**ALL SCRIPTURE ESV**

Scripture quotations are from The ESV® Bible (The Holy Bible, English Standard Version®), © 2001 by Crossway, a publishing ministry of Good News Publishers. Used by permission. All rights reserved.

# SKIT BOOK

## UNTANGLED

### Wild About God's Divine Plan

PROMISE VBS

## OVERVIEW

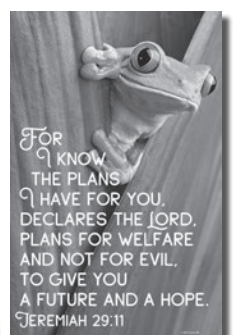
Welcome to the jungle, all you adventure seekers! Inside the dark, vast expanse of vines, trees, and wild animals, we will learn what a truly remarkable God we serve. Because your students have chosen to embark on a wild and wacky expedition, they will be placed in the less-than-hands of an expedition guide, working for the Expedition Company."What they will not yet realize is that this is their guide's first day on the job. Why are you sending students to such a new guide? Well, the guide is an insurance salesman from the city. The guide and your students will learn valuable lessons as they travel through the jungle in search of a discovery.

The changing discovery he will ultimately make is to know God as his Creator, Father, Provider, and Savior. Jesus as his Savior.

Baron Phil O'Dendron is accompanied by his traveling companion, who was raised in the jungle by a family of monkeys. An expedition guide, Joe, is under his wing, the two have been together ever since. Baron Phil O'Dendron and Joe will help your students survive the expedition. Ultimately, the guide and your students will help Baron Phil O'Dendron realize the greatness of his discovery.

The **Untangled** skits are set in the jungle. This area could be set up with trees and vines. The skits will start as the jumping off point. This area could be set up with trees and vines. The skits will start as the jumping off point. This area could be set up with trees and vines.

While in the jungle, you will meet Baron Phil O'Dendron, a present-minded explorer who enters the jungle more than 100 years ago in quest to make a life-changing discovery. He has never heard from the jungle. The reason for this continuing silence, however, is because his mission is not to achieve the goals he originally set. He vows not to return to civilization until he makes a life-changing discovery that will help the lives of people around the world forever. Little does he know; he is closer to this discovery than he





The **Untangled Skit Book** contains five skits that will begin each lesson in the jungle. You can use the same basic set design and change the look for each skit using a few different props.

The best presentation of any skit occurs when each person who has a role has memorized their lines. However, in this busy world, most people do not have the time to do so. That is okay. There are several ways you can help the characters present their lines without forcing them to memorize. You could make cue cards on poster board and assign someone the duty of sitting on the floor in front of the set and holding the cue cards. (They could be hidden behind a rock or bush.) Another idea is to hide scripts in the set. Characters are using (examples: a tour script or a newspaper, a booklet with insurance policy information, a Bible, etc.) The person playing a part should at least be familiar with the script so that he is able to give the best performance possible.

Feel free to make duplicate copies of the skits for use within your own congregation. Copies that are duplicated are marked at the bottom of the page. (How copying the contents of this book for any other purpose is prohibited.)

The skits are designed to be presented during each VBS session. They will provide an engaging setup for the lesson students will learn in their classes and will challenge students to be attentively focused on their teachers. The skit provides fun and laughter, but it is also a valuable message. Each skit is presented in only 10 minutes, so the impact the skits will have on your students will be the amount of work that must be done to implement them.

Grab a VBS skit and start presenting the skits! Although each skit is designed to present a lesson, each one is also designed to be fun. The more fun your actors have, the more enjoyable the skits will be for those who are watching. What are you waiting for? Grab a VBS skit and get on into action!





# Setting the Scene

A.



Setting the scene is an important part of the **Untangled** skits. Every scene takes place in the middle of a jungle, so the more foliage, especially vines, you have on stage, the more authentic your setting will be.

Since every student in the audience is on a jungle expedition, the entire room is a part of the scene, so set the scene with the **Forest Floor Backdrop**. Allow the **Forest Floor Backdrop Greenery** to spill out away from the stage and around the room. The **Rainforest Cutouts** will lend a decorative touch and make it feel like your students are really in the middle of the jungle. You can use artificial trees or plants—or live plants—to place around the stage.

Individual images of the jungle animals (*elephant, lemur, tree frog, tiger, and toucan*) from the **Jungle Theme** can be used to peek from behind trees or sign posts. Art of the jungle animals from the **Multimedia files** can be enlarged and printed out, or you can project them and trace them onto butcher paper.) As always, you may choose to decorate as simply or as elaborately as you wish.

C.



D.




F.



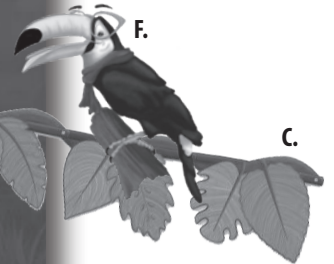
F.



E.




F.



C.

F.



You could use tents and camp stools to make it look as if your stage is being camped. Use the **Divine Jungle Expedition Company**. Ask your congregation for your members to bring in camp equipment they might have at home. Many of your members probably have tents, camp tables, and sleeping bags you can use to set your atmosphere. Fishing equipment, hammocks, and lanterns could add an authentic touch. Other ideas are a first aid kit, camp stove, coolers, etc.

How elaborate you choose to decorate the rest of the room is up to you. For those who want to go all out, use the **Sandy Tarp** instructions from the **Multimedia files** to simulate a pit of quicksand. Make fake boulders out of cardboard boxes and paper mache. Twist craft paper into sturdy looking vines and drape green crepe paper from every available surface. Even if you don't wish to transform your building, the skits can still be performed effectively with little decoration.



Ask around your congregation for your members to bring in items they might have at home. Many of your members probably have tents, camp tables, and sleeping bags you can use to set up your Rainforest Refuge. Ficus trees, silk arrangements, even artificial evergreen trees could be used to create your jungle. Or you could use some of the clip art from the **Multimedia files** and draw the items on butcher paper.

At the beginning of each skit, you will be supplied a list of props that are necessary to perform that skit, most of which are easy to provide, though a few will take a little work. Review the “props needed” list in advance to ensure you can provide everything that is called for in the skit.

On these pages, you will find a depiction of the Untangled jungle scene enhanced with items from the **Tanglewood Exchange**.

- A. Untangled Sign Assortment
- B. Forest Floor Backdrop
- C. DiVine Garland
- D. Treetop Greenery
- E. Rainforest Cutouts
- F. Jungle Theme Posters



# Characters

When students enter the Rainforest Refuge, they will meet their expedition guide, a new hire of the DiVINE Jungle Expedition Company. While preparing to enter the jungle, they will encounter Baron Phil O'Dendron, a seasoned jungle explorer and his trusty companion, Joe. Through their fun-filled encounters, these three characters will provide a glimpse into the greatness of God and the fact that He is everything we need. They will make an impact that your students won't soon forget. The lessons the guide learns are sure to make your students laugh and think at the same time. Consider assigning each of the people to fill these roles.

## Character Descriptions

**Guide**—The expedition guide is a timid, fearful person who never seems to do anything right. An insurance salesman by trade, he applied with the DiVINE Jungle Expedition Company, hoping he would find excitement and adventure in his life, but he did not realize his employer would send him into the jungle on his first day with little or no training and only a Jungle Guide Handbook as a source of information.

**Baron Phil O'Dendron**—Baron Phil O'Dendron is a seasoned jungle explorer. At one time, he was probably larger than life and highly respected for his courage and genuinity. He is a proper gentleman to this day, but his stature has obviously diminished over the many years he has spent in the jungle. He is a very, very old man and still has a cane, although he would never admit it.

**Joe**—Raised in the jungle by his father, Joe occasionally expresses his opinion in a loud, blaring voice. He rarely speaks. However, when he does, his thoughts are profound. Joe is probably a big man because he never seems to be afraid of anything. He is immensely loyal to Baron O'Dendron and will do anything for him.

Those assigned to play these characters should consider their parts and get to know their characters. Each one should focus on who the character is so that the portrayal remains consistent in his portrayal. Often, it is less important *what* is said than *how* it is said. Comedy, timing, and presentation are everything. Little things such as quirky characteristics and body language will play a large part in the success of the portrayal of any character.

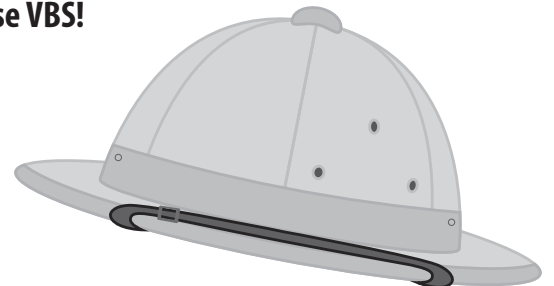
## Costume Ideas

**Guide**—The expedition guide should be dressed in what appears to be a uniform suitable for jungle travel, consisting of a pair of khaki pants and a matching shirt. Or you could have him wear a T-shirt with the DiVINE Jungle Expedition Company logo provided on the [Multimedia files](#).

**Baron Phil O'Dendron**—Baron Phil O'Dendron should be dressed to represent a typical jungle explorer, wearing khakis and a pith helmet. The **Pith Helmet** available from Promise VBS would be perfect! If khaki golf knickers are available (and you can find someone to put them on), this would create a wonderfully authentic look for Baron O'Dendron.

**Joe**—Joe's appearance should appear more rugged, featuring clothes that might even be torn or tattered. Or perhaps Baron Phil O'Dendron might have provided an outfit similar to what he wears himself, a slightly more rugged version appropriate for his muscle-blessed sidekick. Or if you have a brave volunteer, Joe could dress in a Tarzan-like outfit, suitably covered, of course.

**Pith Helmets available from  
Promise VBS!**



DiVINE Jungle Expedition Company logo,  
provided in the Multimedia files.

Your Welcome Station can be set up **Welcome Waterfalls**, a stop along your jungle adventures. Create a waterfall with a blue tablecloth and craft paper boulders. (See our Pinterest page for ideas.) Have someone be a jungle guide who will sit at the table and stamp or punch each jungle explorers' **Name Badge** each session. He or she could dress like a jungle guide in a button-up shirt with pockets paired with cargo shorts and hiking boots. Use the whistle on the **Jungle Guide Gadget** to warn any explorers who are straying off the path. You may also choose to use this area for distribution of other items such as official **Provision Packsacks**, **Wildlife Wristbands**, **Provider Pencils**, **Critter Stickers**, **Promise Pagemarkers** or **Student Certificates**, also available for purchase. Your congregation can make their own personalized T-Shirts using the artwork provided in the **Multimedia files**.



## Untangle Provision Packsack and Jungle Guide Gadgets

**Provider Packsacks** work great in your child's totes, but their potential doesn't stop there. Why not use them for your students? Kids will love this brightly colored backpack, complete with pockets and water bottle holder. Buy several to hand out as prizes for Most Improved, Most Helpful, or Most Charitable. You may also want to purchase them for all your students so they will have them to store all their crafts and keeping up with their student work.

The **Jungle Guide Gadgets** are handy size-in-one tools your explorers can use to navigate the jungle:

- a light to their path
- a compass to guide their way
- a whistle to call for help.

The **Jungle Guide Gadgets** will remind them that Jesus is:

- the light of the world
- the way, the truth, and the life
- our refuge and strength, a very present help in trouble.







**SAMPLE**

# SKIN'S UNTAMABLE

With God's divine plan

PROMISE VBS



# Lesson One

## God, Our Creator

**Props:** Jungle Guide Handbook (made using Expedition Guide's carefully made the jungle as if to make any small book), a plant, a large tree or bush, someone to make loud scary noises off stage, Bible, Backpack

Expedition Guide enters, stage front, to address students. He is unsure of himself and is holding his "Jungle Guide Handbook." (This book could be made by binding to any small book.)

**Guide:** Hello, and welcome to the DiVINE Jungle Expedition Company. My name is (your name), and your guide for the duration of this tour. Before we begin, I would like to inform you of a few rules. Regularly, we have a book, scary noises, and a plant (as if telling a secret). We also have a cell phone. Please refrain from using flash photography. It's important. Let me see... remain on the path at all times. (steps forward) Oh, that's a good one! This is a real jungle. Animals may be dangerous or not pets and should be considered dangerous. In the event you are attacked, please keep your arms and legs firmly attached to your body. (nods) That goes without saying. Please familiarize yourself with the emergency exits. They are in every direction, as far and fast as you can run. (closes book, and clears throat nervously)

**Guide:** This might be a good time to inform you this is my first day on the job. I'm actually an insurance salesman. (reassuringly) But not to worry! I have my trusty Jungle Guide Handbook. So, I took a two-hour training course this morning! There is no reason to be afraid. At the DiVINE Jungle Expedition Company, we do not want you to fear the jungle. But you should respect the jungle...and be super cautious. It can be an incredibly dangerous place!

Expedition Guide looks around carefully again and gestures the students to come closer.

**Guide:** (as if telling a secret) I heard some people who journey into the jungle, (pauses for effect) never return. The famous explorer, Baron Phil O'Dendron, traveled into this very jungle on an expedition and was never heard from again. It was said that Baron Phil O'Dendron was in search of a life-changing discovery, but sadly, he never returned. (reassuringly) Of course, as long as you are with someone who is experienced and knows the jungle, you have nothing to worry about.

## Lesson One

Expedition Guide looks carefully at the students.

**Guide:** That reminds me: Does anyone here have any actual experience in a jungle? *(waits for response)* I was afraid of that. Oh well, we will only be staying in the jungle for a few days, and our campsite is just up ahead. Let's get started on our expedition!

Turns and begins to walk. He then stops and points to a plant on stage and opens his handbook and begins to read.

**Guide:** As you can see, the jungle is home to many beautiful plants and flowers. This plant is the *(reading from book)* Large Flowering Tiki Bush. It grows to well over 10 feet high when it matures.

Have a helper make a loud, scary noise off-stage.

**Guide:** *(frightened)* What was that? Did I hear that? Everyone be very quiet! There is obviously something highly dangerous coming through the trees.

An artificial tree or tall bush should be on stage. The expedition guide will timidly approach the tree and begin looking behind one side of the tree as if he can't see. Then and Joe begin to enter the stage and the other side of the tree. As they enter, Phil is talking to them.

**Phil:** *(from off-stage)* I know you can be somewhat nervous in a new place, well, I'm not. I'm just here to help you.

Joe leaps onto the stage past the top of the tree from the other side of the tree. The guide turns around. When he turns around he will be standing face to face with Joe. The guide will then stand with fear and stand rigid with a martial arts stance, ready to defend himself. He holds the pose.

**Phil:** Here, here! What's all this? Who goes there?

Still holding the pose, the guide does not speak or acknowledge Phil.

**Phil:** *(speaking to Joe)* I say, he seems to be some type of native we haven't seen before. *(speaking to the guide)* Hello? Can you hear me? Perhaps he speaks a jungle dialect. Let me see, *(in Pig Latin)* Ah, you-yay e-may e-may? *(speaking to Joe)* I say, don't seem to move! Do you? Perhaps he was bitten by a pretty Big Sister. Their venom can paralyze.

**Joe:** *(trumpets and shrugs)*

**Guide:** Your pardon. I am not paralyzed! I can move. It came any closer.

**Phil:** *(excited)* Move. He must be paralyzed after all. *(reaches out if to shake hands)*

**Guide:** *(panicking)* Don't come any closer!

**Phil:** *(tapping behind ear, straining to hear)* What? What? What did he say?

**Joe:** *(trumpets and holds up his hand in a "stop" motion)*

**Phil:** That's what I thought he said. And in proper English, too. Never fear, young man. We aren't going to hurt you.

**Guide:** *(dropping his defensive pose)* Who says I'm afraid?

**Joe:** *(pretends to cower in fright and then waves his arms like a bird)*

**Guide:** What's that? What are you doing?

**Phil:** Ah, yes. I agree, Joe. Roughly translated, Joe says you are acting like a scared little bird.

**Guide:** Don't call me that! I'm not a scared little bird. I'm just...protecting my tour group. Yep. That's it. Protecting my group.



## Lesson One

- Phil:** *(looks out and strains to see audience)* Well, what do you know about that? Joe, it's an entire tribe of little native people.
- Guide:** They aren't natives. We're all together. I'm with the DiVINE Jungle Expedition Company.
- Phil:** What's that? You'll have to speak up, young man.
- Guide:** *(shouting and gesturing)* I said we're all together on a jungle expedition.
- Phil:** Smashing! Why didn't you say so? We're on an expedition, as well. It is indeed a pleasure to meet you. My name is Baron Phil O'Dendron.
- Guide:** *(in awe)* You're Baron Phil O'Dendron. Do you mean **the** Phil O'Dendron?
- Phil:** The one and only! *(takes a bow)* In service, my good fellow.
- Guide:** But you haven't been over 60 years. Even if you think you know... *(points to a tombstone)* dead.
- Phil:** Fred thinks so, doesn't he? My good man, I heard of you. I told you my name was Phil, Phil O'Dendron.
- Guide:** *(shouting and gesturing)* Dead! Every body you're dead!
- Phil:** Dead? Who's dead?
- Guide:** *(shouting and gesturing)* Fred! *(speaks in a loud, low voice)* Can you tell us what you are doing here?
- Phil:** Of course I can hear! I feel as young and chipper as the day I turned 90. You can't survive in the jungle for 60 years without two good ears and two good eyes. *(faces the tree and extends his hand as if to shake the tree's hand)* Now, what might your name be, young fellow?
- Guide:** Uhm, sir, that's a tree. I'm over here.
- Phil:** *(strains to look closely at the tree)* Oh, yes, I suppose it is. So where were we?
- Guide:** We were about to ask you why you haven't returned to civilization after all these years.
- Phil:** Because Baron Phil O'Dendron never gives up. I came out here 60 years ago on a quest to find something great. I wanted to discover something life-changing.
- Guide:** You want to discover something life-changing. Like what?
- Phil:** Oh, I don't know. It could be anything, really: a new source of food to feed the hungry, a new medicine to cure the world's diseases. I wanted to discover something that helped people like they'd never been helped before.
- Guide:** I take it that you still haven't discovered anything.
- Phil:** String? Of course I haven't discovered any string. I wasn't looking for string. String can be a useful tool, but it is hardly life-changing.
- Guide:** No! I didn't, oh, never mind. *(tries again, shouting)* What have you discovered?
- Phil:** The truth...very little. The only thing I have discovered so far in over 60 years is Joe. I found him when he was just a young boy. He was raised here in the jungle by a family of elephants. No one knows where he came from, but I rescued him, and he has been my loyal companion ever since.

## Lesson One

**Guide:** Wow! That's fascinating. It's nice to meet you, Joe.

**Joe:** *(trumpets and waves his arms like a bird at the guide as if to call him a little bird man)*

**Guide:** I see what you're doing. Don't call me that! I told you, I'm not afraid...well, I guess I have to admit. I am just a little afraid. You see, I have never been in a jungle before. I'm actually an insurance salesman. And I'm pretty good at selling insurance. But out here, I feel as if I don't have any control over what happens to me.

**Phil:** Control? Doolally, young man! You should never be afraid simply because you aren't in control. If I have learned one thing in my 60 plus years in the jungle, it is this. You are never in complete control. The jungle is a dangerous place, and you must always be careful. But remember, even though you are not in control, there is Someone who is in control. This is Someone much greater than you. Who is in complete control?

**Guide:** Who? Who?

**Phil:** *(looks around in confusion)* Was the Blue-bird empty-headed?

**Joe:** *(flaps his arms and points at Guide)*

**Phil:** Oh, it was a birdman shooting, and he was a little owl.

**Joe:** *(flaps his arms and points at Guide)*

**Guide:** I'm not afraid. I'm just asking **Who** it is that is in control.

**Phil:** Well, why didn't you say so? The answer is God. God is in control. Look around you. Everything your eyes can see—the trees, the birds, the sky, the animals of the jungle, God made them all.

Phil pulls a Bible out of his Mission Pack.

**Phil:** The first chapter of the Bible teaches us that God created everything in six days. At the end of the sixth day, He looked at His creation and said, "It is good." Everything He created turned out just as He wanted it. To this day, God is still in complete control of His creation. He takes care of the trees, the birds, and the animals, doesn't you think He takes care of you well?

I guess you're right. *(looking around)* God sure did create some beautiful things, didn't He?

Right, you are, young man.

Do you know something, Baron Phil? I don't think your 60 plus years in the jungle have been wasted. It sounds to me as if you have already discovered something life-changing. You have discovered that God is a powerful Creator, and He is in control over all His creation. I think maybe each one of us should try to discover the same thing.

**Phil:** Excellent idea, young man. You go do that. And should you decide to continue your journey through this jungle, Joe and I will see you here next time. Go on, give it a go! Tally-ho, everyone!

Dismiss to class